

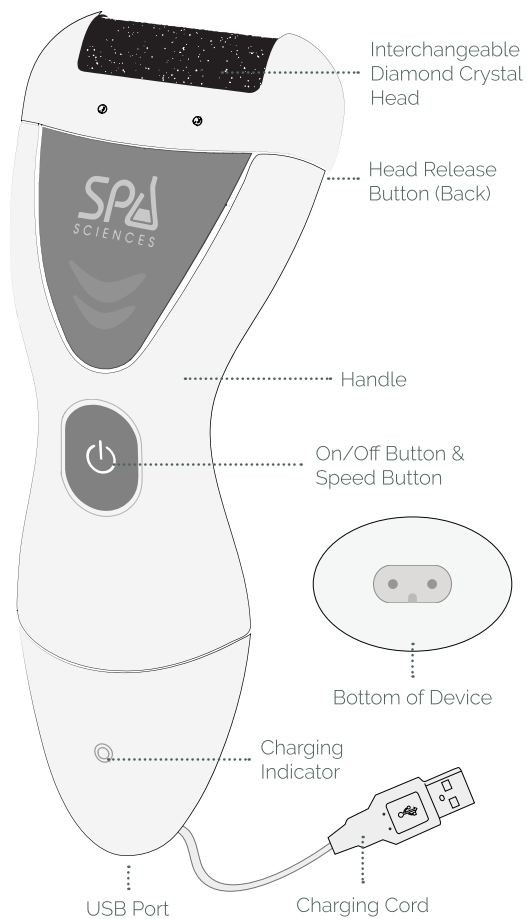
VIVA

Quick Start
Guide

Advanced
Pedicure Foot
Smoothing
System



A Closer Look



Charging

BEFORE FIRST USE

VIVA is cordless and rechargeable. Before use, charge fully for 8 hours. VIVA can run up to 45 minutes on a single charge.

CHARGING

To recharge, insert the included USB Cord into the port on the bottom of the VIVA.

The connection may be tight the first couple of times that you connect VIVA to the USB Cord. It will loosen after 2-3 uses. Then connect the USB end of the Charging Cord to (i) a USB port in a computer or other USB power supply, or (ii) a wall adapter and then plug into an electrical outlet.



Small cleaning brush

When the VIVA's battery needs charging, the Power Indicator light will turn red. If the device is fully discharged the device will power off.

As the battery charges, the red light will turn to green when the device is fully charged.

Recharge the VIVA only as needed. **DO NOT** overcharge which can shorten the battery life. Disconnect the Charging Cord when not charging the device. **VIVA should be powered OFF while charging.**

Do not charge VIVA for more than 24 continuous hours.

Usage Guide

READY TO USE

1. Start with clean/dry feet.
2. Attach the Coarse Diamond Crystal Head to remove the bulk of dead, dull and callused skin on the feet.
3. Power on your VIVA by pressing the ON/OFF button. Hold VIVA in an upward direction and make contact with the areas you wish to smooth. Rock VIVA back and forth and side to side over hardened callused areas of skin for 3-5 seconds at a time.
4. With VIVA powered OFF, remove the Coarse Diamond Crystal Head and attach the Fine Diamond Crystal Head. Repeat step #3.



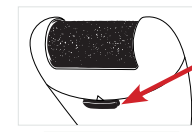
Coarse Diamond Crystal Head



Fine Diamond Crystal Head

Changing Heads

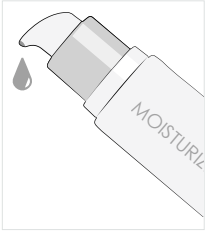
1. Make sure that the unit is powered OFF before switching the Diamond Crystal Heads.
2. To remove a Diamond Crystal Head, press the Release Button with one hand while lifting the Diamond Crystal Head away from the top of VIVA.
3. To attach a Diamond Crystal Head, gently press the Diamond Crystal Head into VIVA until it snaps into place.



Expert Advice

Warnings & Warranty

Warnings & Warranty



**1-2
WEEKS**



- 1. What's the best after treatment to maintain my skin's smoothness?** Rinse away excess dead skin or remove with a towel and apply a moisture-rich hydrator to seal in skin-smoothing benefits.
- 2. Can I use VIVA on other parts of my body?** No. VIVA is specifically designed for use on callused areas of the feet.
- 3. How often should I use VIVA?** VIVA is ideal to use every 1-2 weeks. Check your skin for rough or callused areas before using.
- 4. What is the best way to clean the VIVA Heads?** VIVA Diamond Crystal Heads are water resistant. After a treatment you may detach the Diamond Crystal Heads from VIVA and rinse clean. Allow the Diamond Crystal Heads to dry before attaching to VIVA.
- 5. Is VIVA better used wet or dry?** Drier skin will exfoliate better but this is **personal preference**.

Warnings:

- VIVA is to be used on uncompromised areas on the feet. Avoid use in treatment areas where any of the following is present: any area with a sore or ulcer present, that was recently treated with chemical peels or lasers, over raised areas of skin such as lesions, moles, growths and skin tags. Avoid treatment areas where cancer is present or suspected to be present. **DO NOT** use over compromised skin. Compromised skin may include but is not limited to burns, areas of healing, blisters, Psoriasis, abrasions, cuts and sores.
- VIVA is specifically designed for use on the feet. **DO NOT** use on other areas of the body.
- After an exfoliation treatment it is normal to feel a slight tingling sensation. This sensation usually subsides after an hour or two. If you feel any burning, irritation or uncomfortable sensation, discontinue use and consult a physician.
- If you have any medical concerns about using VIVA, please consult your doctor before use.
- VIVA is not to be used on children. Children should not play with the device.
- If any of the components are damaged (VIVA Device Handle, Diamond Crystal Heads, USB Cord), **DO NOT** use. **DO NOT** attempt to open or service components. Email Spa Sciences customer services at customerservice@spasciences.com.
- DO NOT** share the Diamond Crystal Heads for sanitary reasons.

- VIVA is intended only for use described in the Operating Manual. Email Spa Sciences at customerservice@spasciences.com with any questions.
- DO NOT** charge or store VIVA anywhere that it can fall or be dropped into water. If the VIVA Device Handle, USB Cord falls into water, **DO NOT** reach for it as electrocution may occur. IMMEDIATELY, unplug from the wall. Before charging always check to make sure all components are free from water.
- Only use the supplied USB Cord to charge your VIVA Device Handle.

Disclaimer: Users of VIVA do so at their own risk. Neither Spa Sciences nor any retailer partners assume any liability or responsibility for injuries or damages, physical or otherwise, resulting directly or indirectly from using VIVA. This Simple Quick Start Guide may be changed at any time by Spa Sciences. Spa Sciences reserves the right to make changes to this manual without obligation to notify any person of such changes or revisions. The complete Operating Manual is available online at www.vivamannual.com.

Warranty:

Your warranty is not effective unless you register the Product within 90 days of purchase. To register go online to www.warrantyspasciences.com and complete the information required for registration.

For a period of two (2) years from the date of purchase, Spa Sciences (the "Company") warrants the VIVA Advanced Foot Care Tool (the "Product") against damage, defects or failure resulting from ordinary consumer use under normal home conditions according to the instructions included with the Product (a "Covered Defect"). This warranty DOES NOT include damage, defects or failure caused by misuse or improper care of the Product; impact or insertion of foreign objects into or on the Product; application of harmful chemicals or abrasives to the Product; failure to follow manufacturer's instructions;

normal wear and tear; alteration or overuse of the Product; or any professional or commercial use of the Product. If there is a Covered Defect during the two (2) years warranty period the Company agrees to exchange the Product with a new equivalent Product. This is the sole remedy available for breach of this limited warranty. Any claim for breach of this limited warranty must be commenced within two (2) years following the original purchase. This limited warranty applies only to a purchase of the Product from or an authorized reseller, is valid for the original end user of the Product only and cannot be transferred under any circumstances.

THE PROVISIONS OF THE FOREGOING WARRANTIES ARE IN LIEU OF ANY OTHER WARRANTY, WHETHER EXPRESS OR IMPLIED, WRITTEN OR ORAL (INCLUDING ANY WARRANTY OF MERCHANTABILITY OR FITNESS FOR A PARTICULAR PURPOSE). IN NO EVENT SHALL THE COMPANY BE LIABLE FOR ANY SPECIAL, INCIDENTAL, CONSEQUENTIAL, PUNITIVE, OR INDIRECT DAMAGES BASED UPON ANY LEGAL THEORY. SOME STATES DO NOT ALLOW LIMITS ON WARRANTIES, OR ON REMEDIES FOR BREACH IN CERTAIN TRANSACTIONS. IF APPLICABLE LAW DOES NOT PERMIT THE DISCLAIMER OF IMPLIED WARRANTIES, THEN THE DURATION OF SUCH IMPLIED WARRANTIES, ARE EXPRESSLY LIMITED TO THE DURATION OF THE EXPRESS LIMITED WARRANTY SET FORTH HEREIN.

Additional Info

The entire operating manual including safety, care and warranty information is available at www.vivamannual.com

Email customer service at customerservice@spasciences.com